

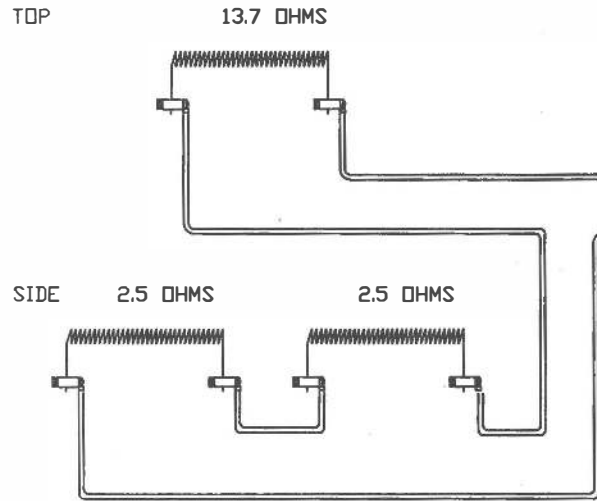
WIRING NOTE

ALL WIRES #14 AWG,
TYPE SEW/SF2 MINIMUM
UNLESS OTHERWISE NOTED

HIGH TEMP CS/HSJ/HSJD
#12-3 CORDSET
6-20P CAP
#60049

POWER REQ'TS
240 VOLTS
1 PHASE
50 HERTZ
13 AMPS
3073 WATTS

TO RE-ORDER ELEMENTS, SPECIFY		
DESCRIPTION	QTY	LOC
ELS1606-2S	2	SIDES
ELS1606-2T	1	TOP

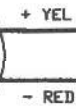


#60207-1
CURRENT SENSE

DOOR OPER'D
POWER C/O
SWITCH
PPN-4541

#6355
RELAY 30A
W/12V COIL

TYPE K T/C
6750-14
BEADED

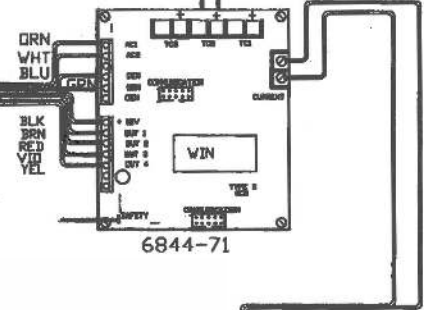


RED BLK

#6060-1

PILOT LIGHT
#4020

#6770
25VA CONTROL
TRANSFORMER
OUTPUT 20V



#6344-1
CONTROL
POWER
ON/OFF
SWITCH
10AMP 240V

#20 GA
#4609

FUSE
#6726
1/2 AMP

1024

BLUE
1288°C
2350°F

REV	DATE	BY	DESCRIPTION
-	6/29/16	DTB	

SWITCH BOX ASSY- 42284-3

PARAGON INDUSTRIES
2011 SOUTH TOWN EAST BLVD
MESQUITE, TEXAS 75149

WIRING DIAGRAM

240V, 1 PHASE 50HZ 3077WATTS

NOTE: PLEASE REFER
TO THIS NUMBER WHEN
ORDERING PARTS FOR
THIS UNIT

PART NO S1606-2

KM 11X4X18

REV
-
FILE